

Valuation & Research Specialists (VRS)
Equity Research Team
info@valueinvest.gr

Share Price (9/5/2014) Athens Exchange, Greece	
	€ 1.39
# of Shares (,000)	6,456.53
Market Cap (in € mn)	8.97
A.D. Volume (p)	596
Beta Co-efficient	0.09
Statistical Data	
Max 52 week	2.20 €
Min 52 week	1.38 €
1-M Rtn	-7.33%
6-M Rtn	-26.84%
12-M Rtn	-22.35%

Source: VRS Calculations, Athens Exchange.

SPACE HELLAS S.A.

Listed on Athens Exchange, Greece [Bloomberg Ticker: SPACE:GA] [Reuters Ticker: SPAr.AT]

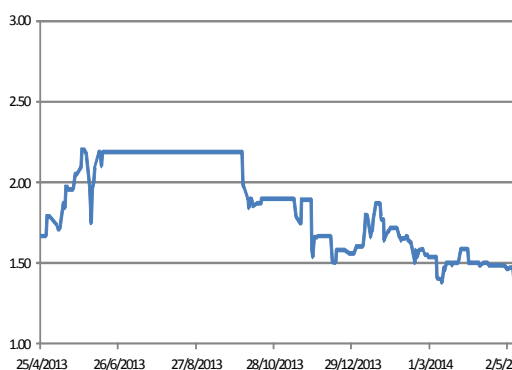
Business Sector: IT System Integrators

Corporate & Investment Highlights

- Space Hellas (the Company or the Group) is an IT system integrator with presence in both the Greek and the international market. It offers solutions and services in the areas of information technology, telecommunications and IT security. The Group is based in Athens, Greece, whereas via its subsidiaries is also present in countries such as Cyprus, Romania, Serbia and Malta. Space Hellas was listed on the Athens Exchange, Greece, on 29 September 2000. The Group's personnel stood at 213 as of 31 December 2013.
- Space Hellas Group offers its products and services to business sectors such as financial services, telecommunications, the public sector and defense. The strategic activities and products of the Group can be classified into the following segments: Network communications, telecom services, IT, information security, infrastructure, IT applications and R&D.
- The broader IT sector in which the Group operates domestically has demonstrated significant cyclical-ity over the past years as it was mainly affected by the persisting economic crisis in Greece.
- As regards to its fundamental financial performance during the period 2009 – 2013, the Group is characterized by a quite leveraged capital structure, satisfactory gross profit margins but quite depressed net profit margins. As result, ROE has fluctuated at an especially low territory over the period under consideration. On the other, working capital and cash cycle have notably improved during the same period.
- According to a recent guidance, the Group's Management anticipates improvement in basic financial figures during the current year, 2014. The Group places emphasis, among others, to the containment of its operating expenses, the reduction of bank debt and the further improvement of working capital.

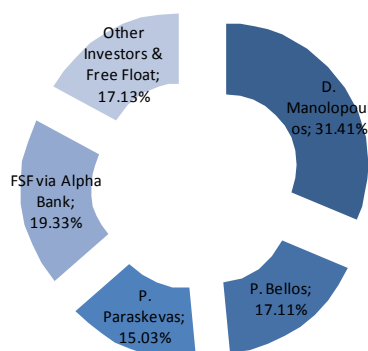
[As of the date of this report, the latest available financial statements of the Company/Group were of the full year 2013.]

Stock Price Performance (1 year, in €)



Note: Share price performance based on share price closes on Athens Exchange.

Shareholders' Structure (as of January 10, 2014)



Source: Athens Exchange.

Important Note:

Information contained herein is based on data obtained from recognized statistical services, issue reports or communications, or other sources, believed to be reliable. However, such information has not been verified by VRS, and VRS does not make any representation as to its accuracy and completeness. Opinions, estimates, and statements nonfactual in nature expressed in its research represent VRS's judgment as of the date of its reports, are subject to change without notice and are provided in good faith and without legal responsibility. In addition, there may be instances when fundamental, technical and quantitative opinions, estimates, and statements may not be in concert. Neither the information nor any opinion expressed shall constitute an offer to sell or a solicitation of an offer to buy any shares, warrants, convertible securities or options of "covered companies" by no means. Valuation & Research Specialists (VRS) are the sole creators and distributors of this report.

SPACE HELLAS S.A.

Listed on Athens Exchange, Greece [Bloomberg Ticker: SPACE:GA] [Reuters Ticker: SPAr.AT]

Business Sector: IT System Integrators

BASIC FINANCIAL INDICATORS

(in € mn)	Sales	EBITDA	EBT	EATAM	P/E (x)	P/BV (x)	EV/EBITDA (x)	DEBT / EQUITY (x)	ROE %
2009	49.7	2.4	0.3	0.5	19.1	0.6	12.0	1.7	3%
2010	50.1	3.0	0.4	0.1	70.7	0.6	10.5	1.6	1%
2011	43.2	3.7	0.4	0.2	38.9	0.6	7.0	1.3	2%
2012	48.5	4.6	0.5	0.3	26.7	0.7	6.0	1.8	3%
2013	41.0	4.0	0.7	0.1	176.0	0.7	7.0	1.5	0%

Notes: (1) EATAM and equity are calculated excluding minorities. (2) P/E, P/BV and EV/EBITDA are based on current share price. Source: Official Consolidated Financial Statements (based on IFRS), VRS Calculations. n/c stands for non calculable.

Working Capital Ratios

in EUR million		2009	2010	2011	2012	2013
Revenues	€ mn	49.69	50.11	43.19	48.48	41.02
Cost (net of depreciation)	€ mn	35.56	36.74	29.68	33.36	27.08
Gross Profit Margin	%	28.44%	26.68%	31.28%	31.18%	33.99%
Net Income / Profit	€ mn	0.47	0.13	0.23	0.34	0.05
Net Profit Margin	%	0.9%	0.3%	0.5%	0.7%	0.1%
Cash & Cash Equivalents	€ mn	4.34	1.96	1.72	4.05	0.80

Stock Days

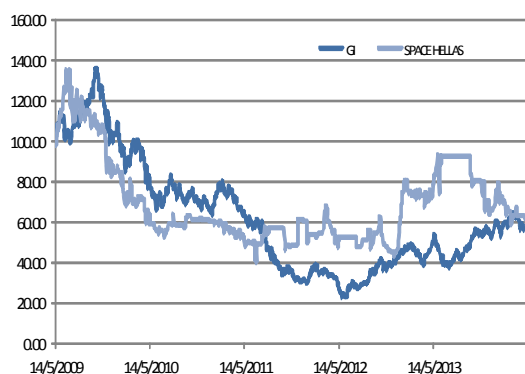
Days	34	32	44	31	39	
Stock Inventory	€ mn	3.30	3.22	3.59	2.81	2.92
Debtors Days	Days	235	270	249	157	167
Debtors - Receivables	€ mn	32.02	37.04	29.47	20.91	18.78
Creditors Days	Days	143	151	158	129	121
Creditors - Suppliers	€ mn	13.91	15.24	12.81	11.83	8.94
Operating Cycle (Days)	Days	269	302	293	188	206
Cash Cycle (Days)	Days	126	150	136	59	86

Source: Official Consolidated Financial Statements, VRS Calculations. Gross profit is calculated by deducting cost of sales (net of depreciation, wherever applicable) from revenues.

Important Note:

Information contained herein is based on data obtained from recognized statistical services, issue reports or communications, or other sources, believed to be reliable. However, such information has not been verified by VRS, and VRS does not make any representation as to its accuracy and completeness. Opinions, estimates, and statements nonfactual in nature expressed in its research represent VRS's judgment as of the date of its reports, are subject to change without notice and are provided in good faith and without legal responsibility. In addition, there may be instances when fundamental, technical and quantitative opinions, estimates, and statements may not be in concert. Neither the information nor any opinion expressed shall constitute an offer to sell or a solicitation of an offer to buy any shares, warrants, convertible securities or options of "covered companies" by no means. Valuation & Research Specialists (VRS) are the sole creators and distributors of this report.

Stock Versus General Index
(Last 5 Years, Base = 100)



Note: Data based on price closes on Athens Exchange.

VALUATION & RESEARCH SPECIALISTS (VRS)

Value Invest - www.valueinvest.gr Investment Research & Analysis Journal – www.iraj.gr

DISCLOSURE STATEMENT (1)

VALUATION & RESEARCH SPECIALISTS (VRS) is an independent firm providing advanced equity research, quality valuations and value-related advisory services to local and international business entities and / or communities. VRS services include valuations of intangible assets, business enterprises, and fixed assets. VRS's focus business is in providing independent equity research to its institutional and retail clients / subscribers.

VRS is not a brokerage firm and does not trade in securities of any kind. VRS is not an investment bank and does not act as an underwriter for any type of securities.

VRS accepts fees from the companies it covers and researches (the "covered companies"), and from major financial institutions. The sole purpose of this policy is to defray the cost of researching small and medium capitalization stocks which otherwise receive little research coverage. In this manner VRS can minimize fees to its clients / subscribers and thus broaden investor's attention to the "covered companies."

VRS analysts are compensated on a per-company basis and not on the basis of their recommendations. Analysts are not allowed to solicit prospective "covered companies" for research coverage by VRS and are not allowed to accept any fees or other consideration from the companies they cover for VRS. Analysts are also not allowed to trade in the shares, warrants, convertible securities, or options of companies they cover for VRS.

Furthermore, VRS, its officers, and directors cannot trade in shares, warrants, convertible securities or options of any of the "covered companies." VRS accepts payment for research only in cash and will not accept payment in shares, warrants, convertible securities or options of "covered companies" by no means.

To ensure complete independence and editorial control over its research, VRS follows certain business practices and compliance procedures, which are also applied internationally. Among other things, fees from "covered companies" are due and payable prior to the commencement of research and, as a contractual right, VRS retains complete editorial control over the research process and the final equity analysis report.

Information contained herein is based on data obtained from recognized statistical services, issue reports or communications, or other sources, believed to be reliable. However, such information has not been verified by VRS, and VRS does not make any representation as to its accuracy and completeness. Opinions, estimates, and statements nonfactual in nature expressed in its research represent VRS's judgment as of the date of its reports, are subject to change without notice and are provided in good faith and without legal responsibility. In addition, there may be instances when fundamental, technical and quantitative opinions, estimates, and statements may not be in concert. Neither the information nor any opinion expressed shall constitute an offer to sell or a solicitation of an offer to buy any shares, warrants, convertible securities or options of "covered companies" by no means.

DISCLOSURE CHECKLIST

Covered Company	Bloomberg	Reuters	Stock Price	Date	Disclosure
SPACE HELLAS S.A.	SPACE:GA	SPAr.AT	€ 1.39	May 9, 2014	----

1. VRS has acted as financial consultant for the covered company within the past 24 months.
2. VRS has sent the research report to the covered company, prior to publication or dissemination, for factual verification.
3. VRS has changed the contents of the initially sent report, with respect to: factual changes have been made.
4. VRS has received compensation from the covered company for the preparation of this research report.
5. VRS produces research reports for this company on systematic basis.
6. VRS produces research reports for this company on demand basis.
7. VRS has produced a research report for this company within the past 12 months.

Please contact VALUATION & RESEARCH SPECIALISTS for further information on Equity Research Related Fees.

VALUATION & RESEARCH SPECIALISTS (VRS)

Value Invest - www.valueinvest.gr Investment Research & Analysis Journal – www.iraj.gr

DISCLOSURE STATEMENT (2)

The current research report as well as other statements that VRS may proceed with may include future statements, regarding the future financial performance of a company or another entity or product, as well as strategies and expectations. Statements about the future may typically include expressions such as “trend”, “prospect”, “opportunity”, “course”, “believe”, “possibly”, “expect”, “current”, “intention”, “estimate”, “forecast”, continuation, “remain”, “maintain”, “target” and other similar expressions or future or hypothetical verbs such as “will”, “must”, “could”, “may be” and other expressions.

VALUATION & RESEARCH SPECIALISTS (VRS) caution that forward-looking statements are subject to numerous assumptions, risks and uncertainties, which change over time. Forward-looking statements speak only as of the date they are made, and VRS assumes no duty to and does not undertake to update forward-looking statements. Actual results could differ materially from those anticipated in forward-looking statements and future results could differ materially from historical performance.

In addition to factors previously disclosed in VRS reports and those identified elsewhere in this communication, the following factors, among others, could cause actual results to differ materially from forward-looking statements or historical performance: (1) the introduction, withdrawal, success and timing of business initiatives and strategies; (2) changes in political, economic or industry conditions, the interest rate environment or financial and capital markets, which could result in changes in demand for products or services or in the value of assets under management; (3) the impact of increased competition; (4) the impact of capital improvement projects; (5) the impact of future acquisitions or divestitures; (6) the unfavorable resolution of legal proceedings; (7) the extent and timing of any share repurchases; (8) the impact, extent and timing of technological changes and the adequacy of intellectual property protection; (9) the impact of legislative and regulatory actions and reforms and regulatory, supervisory or enforcement actions of government agencies; (10) terrorist activities and international hostilities, which may adversely affect the general economy, domestic and local financial and capital markets, as well as specific industries; (11) the ability to attract and retain highly talented professionals; (12) fluctuations in foreign currency exchange rates; (13) the impact of changes to tax legislation and, generally, the tax position of the covered company.

COMPLIANCE WITH EU DIRECTIVES and GREEK LAWS

VRS prepares its equity research reports in a best effort to comply with the provisions of the EU Directive 2003/6/EK of the European Commission (L 339/73/24.12.2003, L 096/16/2003), the Guidelines 2003/125/EK and the Decision 4/347/12.7.2005 of the Hellenic Capital Markets Committee, as well as with the provisions of article 14, Greek Law 3340/2005, and the relevant clarifications with regard to the legal obligations of equity analysts. VRS analysts are certified by the Hellenic Capital Markets Committee. The latter may request from VRS analysts to justify their views and conclusions with regard to this research report.

ANALYST CERTIFICATION

The views expressed in this report accurately reflect the personal views of the undersigned analyst(s) about the subject issuer and the securities of the issuer. In addition, the undersigned lead analyst(s) has not and will not receive any compensation for providing a specific recommendation or view in this research report.

VRS Equity Research Contributors

Nicholas Georgiadis, ngeorgiadis@valueinvest.gr
Christophoros Makrias, cmakrias@valueinvest.gr
Georgios A. Savvakis, gsavvakis@valueinvest.gr
Maria Papadopoulou, mpapadopoulou@valueinvest.gr
Constantina Bourelia, cbourelia@valueinvest.gr
Michail Rizos, mrizos@valueinvest.gr

Investment Research & Analysis Journal

Dr. Efstratios Livanis
Assistant Editor

Please contact **VALUATION & RESEARCH SPECIALISTS** for further information on Equity Research Related Fees.